

## WX500 Series of Fanless Video Wall Controllers Are Ideal for Creative and Eye Catching Digital Signage Applications

The WX500 series allows you to satisfy your Customers' most creative and challenging demands at a very competitive price!!

Let ICS help you win your next Project

Arbitrary cropping



PIP effect via daisy chain



Creative Layouts



### Features:

- **Fanless design: Benefits of Fanless Design – quiet – reliable – dust free.**

**Four models, one model for each of the popular input signal types covers all your signal input needs: DP up to 4k, DVI-Dual link up to 4k, HDMI up to 4k and HDMI up to 1080p with HDCP Compliance. All units have 4 DVI 1080P outputs. See the chart on second page.**

- Unlimited daisy chain expansion feature supports gigantic video walls without the need for a separate distribution amplifier. Each controller has one 4K input to drive four 1080P DVI-I outputs. Detailed user guide available on request.
- Each output supports both DVI and RGB with resolutions of full HD1920x1200 (WUXGA). Supports 90, 180 and 270 degree rotation on each individual output to enable creative video walls with both landscape and portrait displays.
- Output image overlapping support for edge blending projectors, Bezel Compensation for all types of displays provides accurate display of the image, Controllable via IP allows remote configuration of the WX500 controllers.
- Arbitrary up and down scaling supports irregular cropping of the input content, and upscale or downscale of cropped parts independently for each output. Programmable Input EDID provides customized input resolution and frame rate.
- Output frame lock ability ensures seamless display between screens. User friendly GUI on Windows based PC provides simple and easy configuration.
- The resolution and frame rate of each cropped part can be upscaled and downscaled independently for each output.

# ICS Technology Provides Advanced Display Technologies.


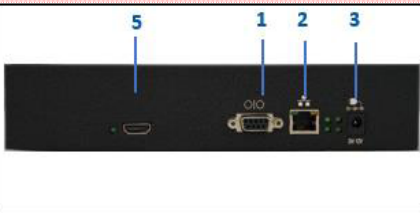
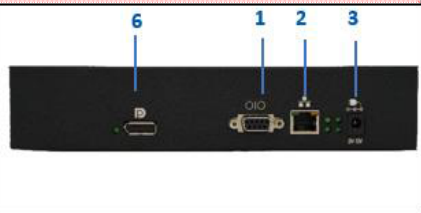
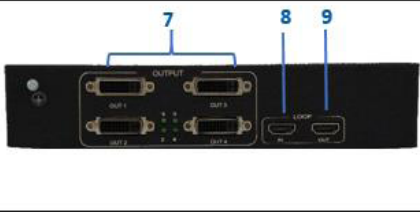
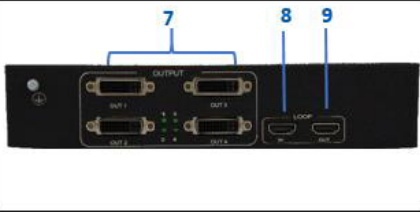
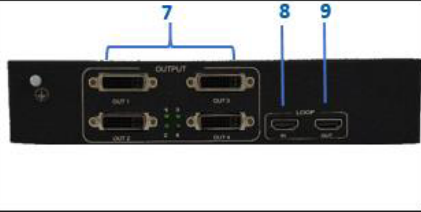
There are 4 WX500 models based on input signal type.

Each has the additional ability to be configured as a 1U rack mount.

For initial setup WX500 controllers are easily configured via IP connection to a Windows based PC running WX500 management software. The Windows based software provides a user friendly GUI, greatly simplifying the system configuration. WX500 fanless controllers are then able to run standalone without the connection to the control PC, once configured.

WX500 controllers support all popular outputs screen types, including LCD, DLP and LED displays, along with projectors for edge blending applications.

Note: to use the edge blending it will require your projector or other device to have edge brightening.

Processors By Model					Rack Mount Accessories	
Model	WX500-DVI	WX500-DP	WX500-HDMI	WX500-HD	WX500-1U-S	WX500-2U-S
Input Signal	4 Dual Link DVI 3840 x 2160 @30hz	4k Display Port 1.1 3840 x 2160 @30hz	4k HDMI 1.4 3840 x 2160 @30hz	HD HDMI 1.3 1920 x 1080 @30/60 hz	1U Rack Mount	1U Rack Mount
HDCP	No	No	No	Yes @ 1080p	Single Unit	Dual Unit
Output	DVI 1080P	DVI 1080P	DVI 1080P	DVI 1080P		
<b>Front Panel</b>						
<b>Back Panel</b>						
<ol style="list-style-type: none"> <li>1. RS232 Serial Port</li> <li>2. RJ45 Ethernet Port</li> <li>3. Power Socket</li> <li>4. Dual Link DVI Input Connector</li> <li>5. HDMI Input Connector</li> </ol>				<ol style="list-style-type: none"> <li>6. DisplayPort Input Connector</li> <li>7. DVI Output Connectors</li> <li>8. Daisy Chain HDMI Input Connector</li> <li>9. Daisy Chain HDMI Output Connector</li> </ol>		

## 1U Rack Mount Accessories

	19" 1U RACK DUAL SET	This Rack Set turns two WX500 units into a standard 19" 1U model.		19" 1U RACK SINGLE SET	This Rack Set turns one WX500 unit into a standard 19" 1U model.
--	-------------------------	---	---	---------------------------	--